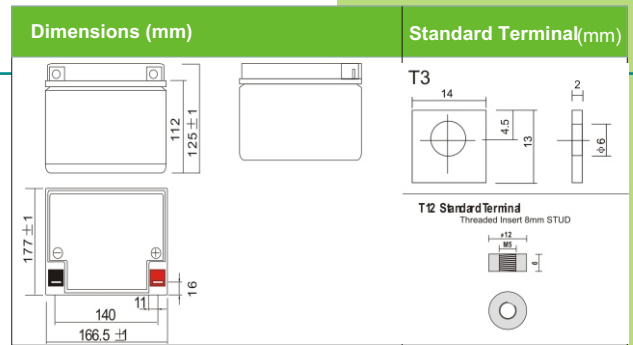
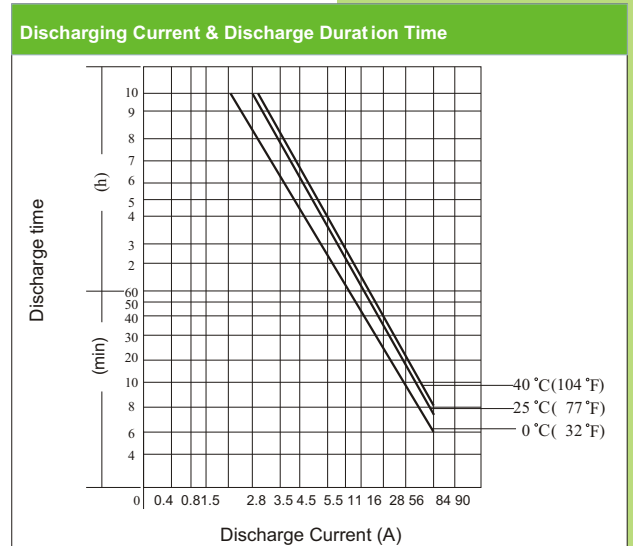


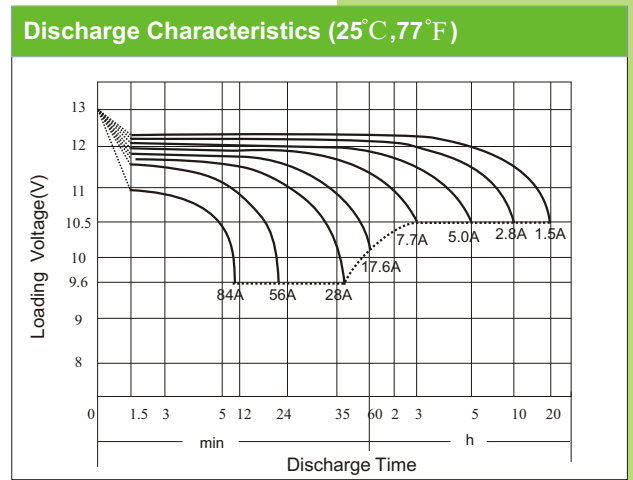
DJW 12-28(12V28AH)



PHYSICAL SPECIFICATION		
Nominal Voltage		12V
Nominal Capacity (20HR)		28AH
Dimension	Length	177 ± 1mm (6.97 inches)
	Width	166.5 ± 1mm (6.56 inches)
	Container Height	125 ± 1mm (4.92 inches)
	Total Height (with Cover)	125 ± 1mm (4.92 inches)
Weight		Approx 10kg (22.1lbs)
Standard Terminal		T3/T12(standard)



ELECTRICAL SPECIFICATION					
Rated Capacity	20 hour rate (1.5 A)	30AH	Constant-Voltage Charge	Cycle	Initial Charging Current less than 8.4A. Voltage 14.4V~ 15.0V at 25°C (77°F) Temp. Coefficient -30mV/C
	10 hour rate (2.8 A)	28AH			
	5 hour rate (4.98 A)	24.9AH			
	1 hour rate (17.6 A)	17.6AH			
	15minute rate (41.6 A)	10.4AH			
Capacity affected by Temperature	40C (104F)	103%	Standby	No limit on Initial Charging Current Voltage 13.5V~13.8V at 25°C (77°F) Temp. Coefficient -20mV/C	
	25C (77F)	100%			
	0C (32F)	86%			
Internal Resistance	Fully charged battery (25°C, 77°F) 8mΩ				



Constant Current (Amp) and Constant Power (Watt/Cell) Discharge Table												Discharge Time (Minute) to final voltage/cell	
Final voltage	Time	1	2	3	6	10	20	30	60	120	180	300	600
1.75V	A	165	150.0	120.0	102.9	66.0	39	30	16.4	9.8	7.7	5.0	2.8
	W	245	222.4	177.4	153.9	106.3	75	43	32.6	19.7	15.4	9.8	5.6
1.70V	A	217	162.9	157.3	107.1	77.1	40	32	17.6	10.7	8.1	5.1	3.0
	W	335	249.0	244.7	162.0	123.0	77	56	35.6	20.5	16.3	10.3	5.6
1.60V	A	277	183.9	177.9	111.4	85.7	41	35	19.7	11.1	8.6	5.6	3.2
	W	393	262.7	253.7	168.4	144.9	80	58	37.8	21.5	16.7	10.7	6.0
1.75V	A	142	132.4	105.0	79.3	53.1	36	29	15.8	9.0	6.8	4.7	2.6
	5°C	W	225	210.0	165.0	132.0	90.9	71	41	27.1	16.7	13.3	8.6
1.70V	A	200	148.3	142.3	96.4	72.4	39	30	16.7	9.4	7.3	4.9	2.7
	5°C	W	295	222.4	217.3	151.3	111.9	74	49	30.3	18.0	13.7	9.0
1.60V	A	241	156.0	149.1	101.1	82.7	40	30	17.1	9.8	7.7	5.1	2.8
	5°C	W	369	243.9	242.1	154.3	123.9	75	52	31.4	18.8	14.6	9.4